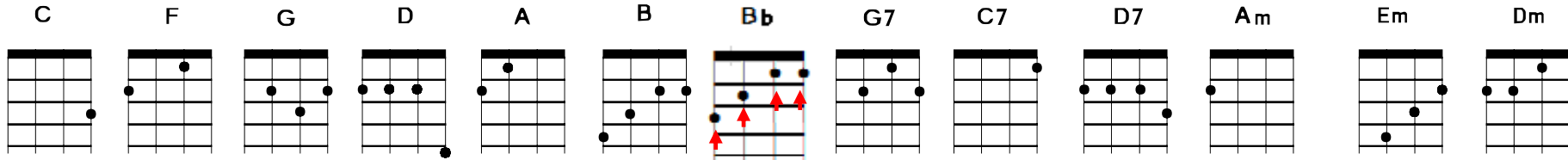


UKULELE

BASIC CHORDS



To get Bb slide this chord one fret lower.

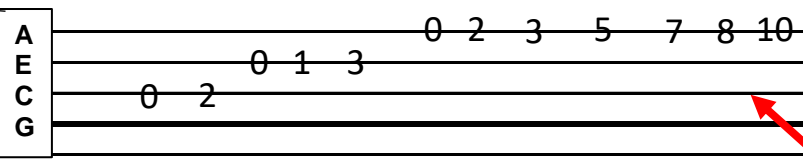
KEYBOARD



NOTATION



UKE TAB



UKULELE



Chord Progressions to practice

C	F	G7	C	
C	Am	F	G	C
G	C	D7	F	
D	G	A	D	
F	Bb	C	C7	F

STRUMMING

There are several different ways to give instructions on strumming patterns. Some involve arrows showing up and down, and spaces to indicate rests. Other use D or d (down), U (up) and X for rest.

D = louder sound than d

TRY THESE

BEATS over four BARS

1-2-3-4	2-2-3-4	3-2-3-4	4-2-3-4
D-x-x-x	D-x-x-x	D-x-x-x	D-x-x-x
D-U-d-U	D U d U	D U d U	D U d U
D-d-du-d	D-d-du-d	D-d-du-d	D-d-du-d
d-D-d-D	d-D-d-D	d-D-d-D	d-D-d-D
du-du-du-D	du-du-du-D	du-du-du-D	du-du-du-D
D-X-du-d	D-X-du-d	D-X-du-d	D-X-du-d

TABLATURE (TAB) is a method of writing Music for stringed instruments where the lines represent the strings and the numbers represent the fret where you hold the string down.

	1	2	3	4	5	6	7	8
A	----	----	----	----	----	----	----	----
E	-0----	0-0-0--	----	0-3-3--	-0----	0-0-0-0-	---0---	----
C	--2-0-2-	----	2-2-2--	----	--2-0-2-	----	2-2--2-	0-----
G	----	----	----	----	----	----	----	----

and you can make up your own to go with the rhythm of any song.

UKULELE

STAND BY ME



When the **C** night has | come, and the **Am** land is | dark and the
F moon is the **G7** only light we **C** see, |
Oh, I | won't be a | fraid, no, I **Am** won't be a | fraid just as
F long as you **G7** stand, stand by **C** me

Chorus

So | darlin', darlin', | stand by | me, oh **Am** stand by | me, oh,
F stand, **G7** stand by me, **C** stand by me |

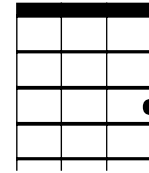
If the **C** sky that | we look upon, **Am** should tumble and | fall and the
F mountains should **G7** crumble into the **C** sea, |
I won't | cry, I won't | cry, no, I **Am** won't shed a | tear just as
F long as you **G7** stand, stand by **C** me

Repeat Chorus

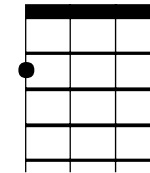
Darling

C Stand by | me, oh **Am** stand by | me, oh **F** stand
G7 Stand by me **C** stand by me. When | ever I'm in trouble won't you
C Stand by | me, oh **Am** stand by | me, oh **F** stand
G7 Stand by me **C** stand by me. When | ever I'm in trouble won't you
C Stand by | me, oh **Am** stand by | me, oh **F** stand
G7 Stand by me **C** stand by me. When | ever I'm in trouble **C**↓

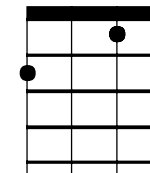
C



Am



F



G7

