

GUITAR

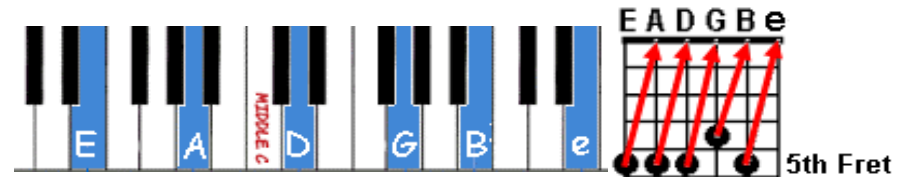
Probably the most popular instrument in the world, they come in many styles, and get played various ways.



Describe the special characteristics of each guitar here:

A
B
C
D
E
F
G

There are many different ways to tune a guitar but by far the most common is E A D G B e. Notice there are two E notes two octaves apart. The low one is written upper case "E" The high one is written lower case "e"



See if you can play this tune written in guitar TAB (tablature)

BAR	1	2	3	4	5	6	7	8	9	10	11	12	13	14	15	16
e	---	---	---	---	---	---	---	---	---	---	---	---	---	---	---	---
B	0--	1 0--	0--0				0--0		--0--	1 0--	0--0		--0 1 2	3--0--	1-- 0--	
G	---	0	--2 0			--0 2	--3--	0----	---	0	--2 0	--3--	0----	--2--	---	2 0----
D						4 0----										
A																
E																

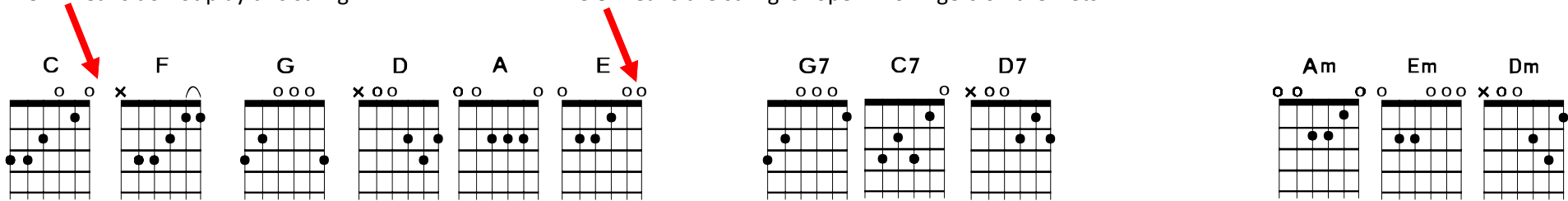
About this tune:

Some commonly used guitar chords

There will be heaps of songs you can play with just these 12 chords.

The **X** means do not play this string.

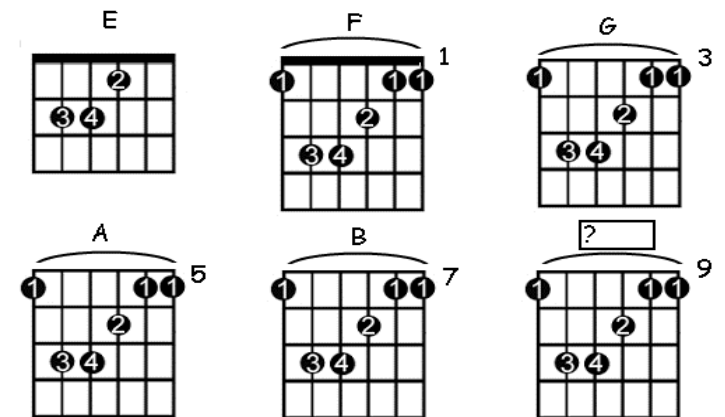
The **0** means the string is "open" no fingers on the frets.



There is a whole new set of chords called "Barre" chords where the first finger goes across a complete fret and the remaining fingers shape the chord.



Barre chords are movable. This means you can slide them up and down the fingerboard to make many different chords.



The white numbers tell you which finger on your left hand to use.

BARRE CHORD PRACTICE

E E E | E E E | F F F | F G F | E E E | E E E

EEEE | EEEE | EEEE | EEEE | AAAA | AAAA | EEEE | EEEE | BBBB | AAAA | EEEE | EEEE |

Here is the guitar part for Ben E King's STAND BY ME. Check it out on the uke page. Get someone else and Jam along.

(Substitute the guitar chords shown on this page for the uke chords if you want two guitars in stead of guitar and uke.)

