



MORRINSVILLE
Intermediate School


Kia U KI Te Pa! Whatever You Do, Let It Be Your Best.

LESSONS FOR EVEN YEARS : 2020 2022 2024 etc

TOPIC 5

“BIRD IN THE HAND”

COUNTRY SCHOOLS' ART





Don Binney, OBE 1940 -2012), was a New Zealand painter, best known for his paintings of birds






Pipiwharauoa over Matuku




John James Audubon's "Birds of America" is a book printed between 1827 and 1838, it contains 435 life-size watercolors of North American birds



1. Random scribble on both sides of your paper. About 3-4 seconds per scribble.
1. Return your papers to the teacher's desk where they will be shuffled.
1. Collect a random sheet with someone else's scribbles.
1. Use your imagination to visualize a bird developed from either scribble. Rotate your paper to look from all angles. You have eight different possibilities.
1. Complete the bird and give it an environment.
1. Use Watercolour graphite pencil to create tones and textures:





TOPIC 5 “Birds” Imagination and scribbles.

Got that?



Do you need more explanation?

OK let's do it !

